

ENVIRONMENTAL PRODUCT DECLARATION

MARMOLEUM SHEET 2.0/ 2.5/ 3.2 MM

FORBO FLOORING SYSTEMS
RESILIENT LINOLEUM FLOOR COVERING

Marmoleum Cocoa "Matcha" 3593



FLOORING SYSTEMS

Marmoleum is the world market leader in bio-based linoleum flooring that has been manufactured by Forbo for more than 150 years. Marmoleum is produced having low environmental impacts as a result of the combination of natural renewable materials and high recycled content as well as optimized production processes.

Forbo was the first flooring manufacturer to publish a complete Life Cycle Assessment (LCA) report verified by CML in 2000 to create full transparency that is independently evaluated. To offer further transparency this EPD is also including additional information to show the impacts on human health and eco-toxicity.

For more information visit;

www.forbo-flooring.com

[Eco friendly linoleum flooring | Forbo Flooring Systems](#)



ENVIRONMENTAL PRODUCT DECLARATION



FLOORING SYSTEMS

Marmoleum sheet 2.0/2.5/3.2 mm
Resilient Linoleum Floor Covering

According to ISO 14025 and EN 15804

This declaration is an environmental product declaration (EPD) in accordance with ISO 14025. EPDs rely on Life Cycle Assessment (LCA) to provide information on a number of environmental impacts of products over their life cycle. Exclusions: EPDs do not indicate that any environmental or social performance benchmarks are met, and there may be impacts that they do not encompass. LCAs do not typically address the site-specific environmental impacts of raw material extraction, nor are they meant to assess human health toxicity. EPDs can complement but cannot replace tools and certifications that are designed to address these impacts and/or set performance thresholds – e.g. Type 1 certifications, health assessments and declarations, environmental impact assessments, etc. Accuracy of Results: EPDs regularly rely on estimations of impacts, and the level of accuracy in estimation of effect differs for any particular product line and reported impact. Comparability: EPDs are not comparative assertions and are either not comparable or have limited comparability when they cover different life cycle stages, are based on different product category rules or are missing relevant environmental impacts. EPDs from different programs may not be comparable.



PROGRAM OPERATOR	UL Solutions www.spot.ul.com 333 Pfingsten Road Northbrook, IL 60611
DECLARATION HOLDER	Forbo Flooring B.V. Industrieweg 12 P.O. Box 13 NL-1560 AA Krommenie
DECLARATION NUMBER	4792152997.101.1
DECLARED PRODUCT	Marmoleum sheet 2.0 & 2.5 & 3.2 mm
REFERENCE PCR	EN 15804+A2: Sustainability of construction works — Environmental Product Declarations — Core rules for the product category of construction products EN 16810 : Resilient, Textile and Laminate floor coverings – Environmental product declarations – Product category rules
DATE OF ISSUE	March 23rd, 2026
PERIOD OF VALIDITY	5 Years
CONTENTS OF THE DECLARATION	Product definition and information about building physics Information about basic material and the material's origin Description of the product's manufacture Indication of product processing Information about the in-use conditions Life cycle assessment results Testing results and verifications
The PCR review was conducted by:	European Standards CEN/TC 134 https://www.en-standard.eu/



ENVIRONMENTAL PRODUCT DECLARATION



FLOORING SYSTEMS

Marmoleum sheet 2.0/2.5/3.2 mm
Resilient Linoleum Floor Covering

According to ISO 14025 and EN 15804

This declaration was independently verified in accordance with ISO 14025 by Underwriters Laboratories <input type="checkbox"/> INTERNAL <input checked="" type="checkbox"/> EXTERNAL	 Cooper McCollum, UL Solutions
This life cycle assessment was independently verified in accordance with ISO 14044 and the reference PCR by:	 Thomas P. Gloria, Industrial Ecology Consultants

This EPD conforms with EN 15804



1 Product Definition

1.1 Description of Company/Organization

Forbo Flooring Systems has mastered the craft of manufacturing linoleum over the last 150 years and has been driving this development experience through in its Marmoleum brand. Marmoleum is made in two plants. In Assendelft in The Netherlands and Kirkcaldy in Scotland. The manufacturing locations are state-of the art production sites that are making sheet, tiles and planks in hundreds of different designs and colours.

Making Marmoleum has always been done in a way to achieve the lowest carbon footprint; the starting point for innovation and development. The Forbo organization has key environmental focus areas to displaying a carbon-negative product portfolio, using renewable electricity, becoming a zero-waste company and actively contributing to the circular economy.

For its complete manufacturing of Marmoleum, Forbo holds all the main certifications. For environmental performance **ISO 14001**, for quality **ISO 9001**, **SA8000** for social accountability and **ISO 45001** for Occupational Health and Safety Management Systems. In addition, Marmoleum has been awarded with various independent environmental products labels such as **Nordic SWAN**, **Umwelt Zeichen**, **Der Blaue Engel** and **Declare**.

1.2 Product Classification and description

Marmoleum is a resilient floor covering complying with all the requirements of EN-ISO 24011: Specification for plain and decorative linoleum. Marmoleum is made from natural raw materials making it a preferable ecological and durable floor covering with a beautiful stylish and colorful design. The key raw materials include linseed oil, which comes from the flax plant seeds, gum rosin from pine trees, recycled wood waste from controlled forests, limestone and jute from the jute plant which is used for the backing.

Marmoleum is produced by Forbo Flooring for more than 150 years and our well-known Marmoleum brand is sold worldwide. This declaration refers to Marmoleum sheet of 2.0 and 2.5 and 3.2 mm nominal thickness covering a broad range of designs and colors :

Real, Vivace, Fresco, Walton Cirrus, Piano, Cocoa, Concrete, Terra, Splash.

Marmoleum is built up in 3 layers as illustrated in figure 1. These three layers form one homogeneous product by the crosslinking bonding formed during the oxidative curing process :



Figure 1: Illustration of Marmoleum

1. **Surface layer:** This layer gives Marmoleum its design and color. After finishing the product at the trimming department a factory finish Topshield pro is applied to protect the surface layer.
2. **Intermediate layer:** This layer is calendared on the jute backing and contains reused and recycled Linoleum.
3. **Backing:** The backing is woven jute.

The declaration refers to the declared/functional unit of 1m² installed flooring product.

ENVIRONMENTAL PRODUCT DECLARATION












FLOORING SYSTEMS

Marmoleum sheet 2.0/2.5/3.2 mm
Resilient Linoleum Floor Covering

According to ISO 14025 and EN 15804

1.3 Range of application

Marmoleum is classified in accordance with EN-ISO 24011 to be installed in the following use areas defined in EN-ISO 10874:

Area of application	2.0 mm thickness	2.5 mm thickness	3.2 mm thickness
Domestic	Class 23 	Class 23 	Class 23 
Commercial	Class 32 	Class 34 	Class 34 
Industrial	Class 41 	Class 43 	Class 43 



Examples of use areas

ENVIRONMENTAL PRODUCT DECLARATION



FLOORING SYSTEMS

Marmoleum sheet 2.0/2.5/3.2 mm
Resilient Linoleum Floor Covering

According to ISO 14025 and EN 15804

1.4 Product Standard

The products considered in this EPD have the following technical specifications:

- Meets or exceeds all technical requirements in EN-ISO 24011 Specification for plain and decorative Linoleum.
- Meets or exceeds all technical requirements in ASTM F 2034 Standard Specification for Linoleum Sheet Flooring.


Marmoleum meets the requirements of EN 14041 and BS EN 14041		
EN 13501-1	Reaction to fire	
EN 13893	Slip resistance	
EN 1815	Body voltage	
EN 12524	Thermal conductivity	0.17 W/mK

Fire Testing :

- Class 1 when tested in accordance with ASTM E 648/NFPA 253, Standard Test Method for Critical Radiant Flux.
- Meets 450 or less when tested in accordance with ASTM E 662/NFPA 258, Standard Test Method for Smoke Density.
- Class C when tested in accordance to ASTM E 84/NFPA 255, Standard Test Method for Surface Burning Characteristics.
- FSC1-150; SD-160 when tested in accordance to CAN/ULC S102.2, Standard Test Method for Flame Spread Rating and Smoke Development.

Emission testing :

- AgBB requirements following EN ISO 16000-9 Indoor Air Emissions : TVOC at 28 days
- Indoor air gold certified, Eurofins
- French act Grenelle: A+
- Compliant with CDPH section 01350/CA 01350 requirements for VOC emissions and indoor air quality.
- M1: Finnish voluntary emission classification of building materials
- Belgian VOC, Royal Decree of May 2014, (C-2014/24239)



ENVIRONMENTAL PRODUCT DECLARATION



FLOORING SYSTEMS

Marmoleum sheet 2.0/2.5/3.2 mm
Resilient Linoleum Floor Covering

According to ISO 14025 and EN 15804

1.5 Accreditation

All Forbo Flooring Systems' manufacturing operations have certified Management System in accordance with:

- o ISO 9001 Quality Management System
- o ISO 14001 Environmental Management System
- o ISO 45001 Occupational Health and Safety Management Systems
- o SA 8000 Social Accountability standard

Forbo's Marmoleum has been awarded a large array of international environmental certificates such as:

- o Nordic Ecolabel SWAN
- o Umwelt zeichen
- o Der Blaue Engel
- o Declare LBC Red List Free
- o USDA certified 100% bio-based product
- o UK Allergy seal



In addition Marmoleum floor covering improves the environmental and well-being score in building rating schemes such as LEED, BREEAM and the WELL building standard.

1.6 Delivery Status

Table 1: Specification of delivered product

Characteristics	Nominal Value	Unit
Product thickness	2.5	mm
	2.0	mm
	3.2	mm
Product Weight	2900	g/m ²
	2300	g/m ²
	3900	g/m ²
Rolls Width	2.00	meter ¹
Length	≤ 33	

ENVIRONMENTAL PRODUCT DECLARATION



FLOORING SYSTEMS

Marmoleum sheet 2.0/2.5/3.2 mm
Resilient Linoleum Floor Covering

According to ISO 14025 and EN 15804

2 Material Content

2.1 Material Content of the Product

Table 2: Composition of Marmoleum

Component	Material	Availability			Amount [%]	Origin
		Renewable	Recycled	Non-Renewable		
Binder	Linseed oil	Bio-based crop			25	Europe
	Gum rosin	Bio-based crop			5	Indonesia
Filler	Wood flour		Bio-based waste product from wood processing		23	Germany
	Calcium carbonate			Abundant mineral	21	Germany
	Recycled Marmoleum		Pre- and post-consumer waste		14	Internal/External
Pigment	Titanium dioxide			Limited mineral	2	Global
	Other pigments			Limited mineral	1	Global
Backing	Jute	Bio-based crop			8	India/Bangladesh
Finish	Lacquer				1	Netherlands
In Marmoleum Cocoa top layer*	Cocoa husks		Bio-based waste product from cocoa Industry		3	Netherlands

* Cocoa husks in top layer replace mass% of top layer recipe (mixture of linseed oil, wood flour, gum rosin, calcium carbonate, pigments)



Flax plant



Gum rosin



Wood flour



Calcium Carbonate



pre- and postconsumer residuals



Jute plant

ENVIRONMENTAL PRODUCT DECLARATION



FLOORING SYSTEMS

Marmoleum sheet 2.0/2.5/3.2 mm
Resilient Linoleum Floor Covering

According to ISO 14025 and EN 15804

2.2 Production of Main Materials

Linseed oil : Linseed oil is obtained by pressing the seeds of the flax plant. After filtering, a clear golden yellow liquid remains. (the residues of the pressing process are re-used as cattle food)

Gum rosin : Rosin is obtained by wounding pine trees. The crude gum is collected and is separated into turpentine and rosin by distillation.

Wood flour : Postindustrial bio-based soft wood waste from the wood industry, which is milled into flour. From PEFC controlled forestry only.

Calcium carbonate : An abundant mineral found in all parts of the world as the main substance in rocks (i.e., marble and limestone). It can be ground to varying particle sizes and is widely used as filler.

Recycled Marmoleum : Scrap material coming from the Marmoleum production which is reused and post-consumer recycled Marmoleum scrap, grinded and processed as raw material into new flooring.

Titanium dioxide : A white pigment produced from the mineral rutile, a naturally occurring form of titanium dioxide. The production of the pigment is a large-scale chemical process.

Other pigments : The vast majority of the used color pigments are iron oxide based.

Jute : Jute fiber is extracted from the stem of the jute plant. For yarn production fiber bands are obtained by carding, stretching, spinning, warping and sizing. Finally the yarn is woven.

Lacquer : The factory applied lacquer – Topshield pro– is a double layer factory finish based on a mixture of high quality polymers, acrylate functional mono- and copolymers, partly waterborne.

* **Cocoa husks** : The tough cocoa husks are the residue product of cocoa production, these are collected and grinded to be spread into the Marmoleum. This recycled product is only used in the Marmoleum Cocoa product line.

3 Production of the Floor Covering

3.1 Manufacturing

Marmoleum is a bio-based flooring product, with natural ingredients crafted into a climate positive, long lasting floorcovering.

Marmoleum is produced in several stages starting with the oxidation of linseed oil mixed with rosin. With the influence of oxygen from the atmosphere a tough sticky and chewy material is obtained.

The linoleum base material is stored in containers for a few days for further aging and after this it is mixed with wood flour, calcium carbonate, recycled waste, titanium dioxide and pigments.

This mixture is calendared on a jute substrate and stored in drying rooms, to cure till the required hardness is reached. After approximately 14 days the material is taken out from the drying room to the trimming department where the factory finish is applied on the surface of the product and the end inspection is done. Finally the edges are trimmed and the sheet is cut to length into rolls of approximately 33 meters. The trimmings and the rejected product are reused into new Marmoleum floors.

ENVIRONMENTAL PRODUCT DECLARATION



FLOORING SYSTEMS

Marmoleum sheet 2.0/2.5/3.2 mm
Resilient Linoleum Floor Covering

According to ISO 14025 and EN 15804

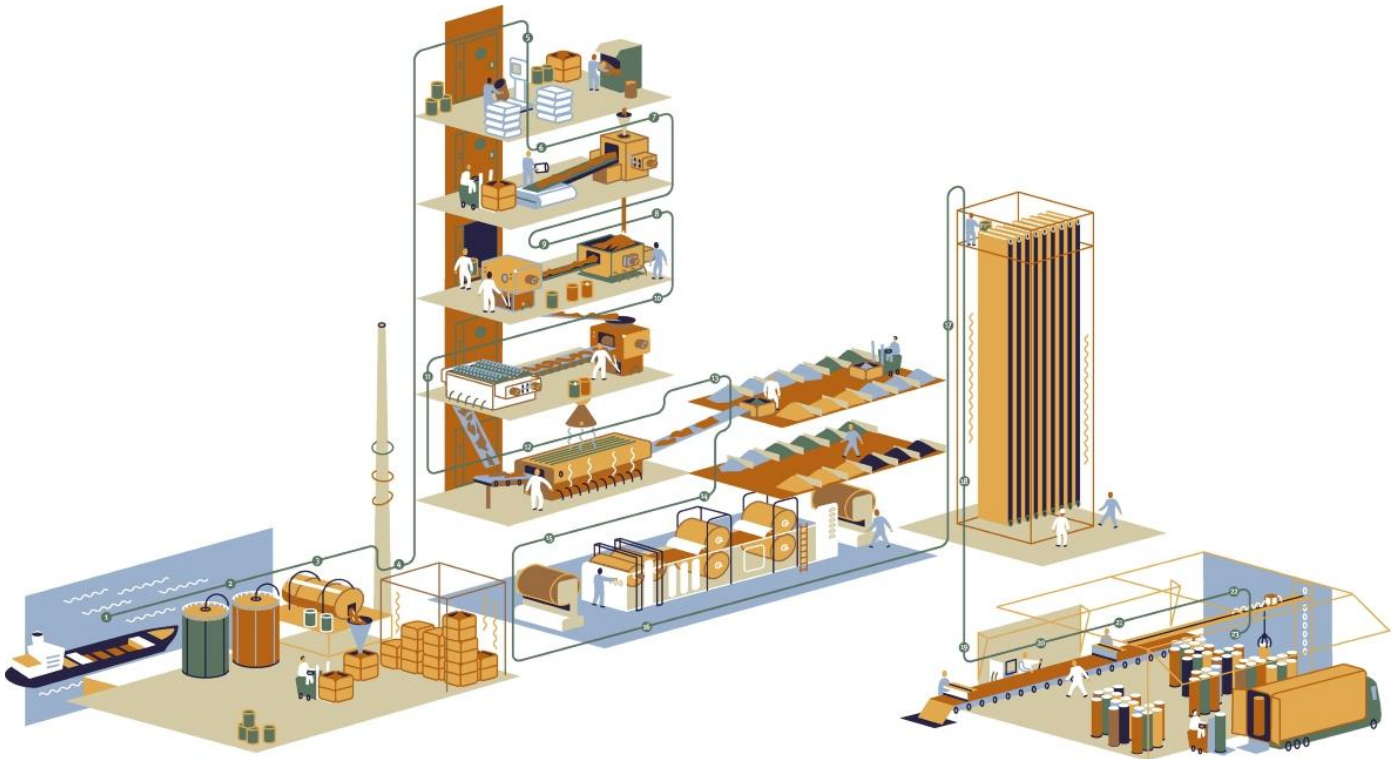


Figure 2: Illustration of the Production process

The recycling plant on our factory site, processes both pre- and post-consumer waste into a new raw material, that is added to the linoleum base material, replacing a significant part of virgin material. For the manufacturing of Marmoleum sustainable green electricity is being used, solar panels on the warehouses generate the electricity needed for our for the internal transport by truck and forklifts. The drying rooms operate with an eco-control system and frequency controlled fans to reduce the energy usage and to improve operating efficiency. During the manufacturing of Marmoleum no process water is being used or disposed.

3.2 Production Waste

Rejected material and the cuttings of the trimming stage are being reused in the manufacturing process. Packaging materials are being collected separately and externally recycled.

ENVIRONMENTAL PRODUCT DECLARATION



FLOORING SYSTEMS

Marmoleum sheet 2.0/2.5/3.2 mm
Resilient Linoleum Floor Covering

According to ISO 14025 and EN 15804

4 Delivery and Installation of the Floor Covering

4.1 Delivery

A worldwide distribution by truck and container ship is considered. On average every square meter of Marmoleum is transported as follows:

- | | |
|--|---------|
| ○ Transport distance 40 t truck | 408 km |
| ○ Transport distance 7.5t truck (Fine distribution) | 190 km |
| ○ Capacity utilization trucks (including empty runs) | 100% |
| ○ Transport distance Ocean ship | 4976 km |
| ○ Capacity utilization Ocean ship | 100% |

4.2 Installation

Because of the specific techniques used during the installation of Marmoleum an average of 6% of the material is cut off as installation waste. For installation of Marmoleum on the floor an average scenario has been modeled (assuming 0.280 kg/m² of adhesive is required). Forbo Flooring recommends to use a low emission EC1 adhesive for installing Marmoleum. A biobased adhesive is available for the most sustainable installation of Marmoleum: Forbo Eurocol 616 Eurostar Linogreen, extremely low in emissions and carbon footprint.

Cardboard tubes and packaging paper can be collected separately and should be used in a local recycling process. In the calculation model 100% incineration is taken into account for which there is a credit received.

Waste during the installation process may be recycled as floor covering through the manufacturers' facility. Forbo Flooring has a Back to The Floor program in which both post-installation and end of life flooring can be recycled.



BACK TO THE FLOOR
RECYCLING PROGRAM

5 Use stage

The service lifetime of a floor covering for a certain application on a floor is too widespread to give one common number. For this EPD model the reference service lifetime (RSL) is set to one year. This means that all impacts for the use phase are based on the cleaning and maintenance model for one year. Depending on the area of use, the technical lifetime advised by the manufacturer and the estimated time on the floor by the customer, the service lifetime can be determined. The use phase impacts should be multiplied with the foreseen service life to calculate the total environmental impact.

ENVIRONMENTAL PRODUCT DECLARATION



FLOORING SYSTEMS

Marmoleum sheet 2.0/2.5/3.2 mm
Resilient Linoleum Floor Covering

According to ISO 14025 and EN 15804

5.1 Cleaning and Maintenance

Level of use	Cleaning Process	Cleaning Frequency	Consumption of energy and resources
Commercial/Residential/Industrial	Dust mopping	Daily	-
	Damp mopping	Once a week	Hot water Neutral detergent

For the calculations the following cleaning regime is considered:

- Dry cleaning with a dust mop
- Once a week wet cleaning with 0.062 l/m² water and 0.0008 kg/m² detergent. This result in the use of 3.224 l/m²*year water and 0.04 kg/m²*year detergent. The wet cleaning takes place without power machine usage. Waste water treatment of the arising waste water from cleaning is considered.

The cleaning regime that is recommended in practice will be highly dependent on the use of the premises where the floor covering is installed. In high traffic areas more frequent cleaning will be needed compared to areas where there is low traffic. The use of an entrance mat of at least four steps length will reduce the cleaning frequency.

5.2 Prevention of Structural Damage

All newly laid floor covering should be covered and protected with a suitable non-staining protective covering if other building activities are still in progress. Use protective feet on chairs and tables to reduce scratching. Castor wheels should be suitable for resilient floor coverings.

6 End of Life

For recycling purposes both the subfloor and the floor covering need to remain as intact as possible at the End of Life stage and contamination of the material needs to be avoided. Therefore the deconstruction of installed Marmoleum from the floor is done mechanically with a special floor stripper.

The electrical energy needed for this is estimated to be 0.03 kWh/sqm, this amount of energy is taken into account for the calculations, although currently circularity has not yet been achieved on a large scale for floor coverings.

For the end of life stage two scenarios have been calculated assuming that the flooring is either 100% incinerated or 100% landfilled.

ENVIRONMENTAL PRODUCT DECLARATION



FLOORING SYSTEMS

Marmoleum sheet 2.0/2.5/3.2 mm
Resilient Linoleum Floor Covering

According to ISO 14025 and EN 15804

7 Life Cycle Assessment

A full Life Cycle Assessment has been carried out according to ISO 14040 and ISO 14044.

The following Life Cycle Stages are assessed :

A1-3 : Product Stage (Raw material acquisition, transportation to Manufacturing and Manufacturing)

A4-5 : Construction process stage (Transport Gate to User, installation flooring)

B2 : Use Stage (Maintenance of the floor). For floor coverings the modules B1, B3 to B7 are not relevant to the environmental performance of a product.

C1-4 : End of Life Stage (Deconstruction, transport, waste processing, Disposal). Two different End of Life scenarios are declared and the results are indicated separately in module C. Each scenario is calculated as a 100% scenario:

Scenario 1: 100% Municipal Waste Incineration (MWI) with $R_1 > 60\%$

Scenario 2: 100% landfill disposal

D : Benefits and loads beyond the system boundary (Reuse, recovery, recycling potential)

End of life scenario 1: 100% Municipal Waste Incineration (MWI) with $R_1 > 60\%$

- C3-1 (Waste processing): Impact from waste incineration, generated electricity and steam are listed in the result table as exported energy
- C4-1 (Disposal): The product waste leaves the system in module C3-1 and causes no additional impact
- D-1 (Recycling potential): Benefits for generated energy due to incineration of product waste at the end-of-life

End of life scenario 2: 100% landfill disposal

- C3-2 (Waste processing): Landfill disposal needs no waste processing and causes no additional impact
- C4-2(Disposal): Impact from landfill disposal
- D-2 (Recycling potential): Benefits for generated energy due to landfill disposal of product waste at the end of life

Modules C3-2 and C4-1 cause no additional impact and are therefore not displayed in the result tables

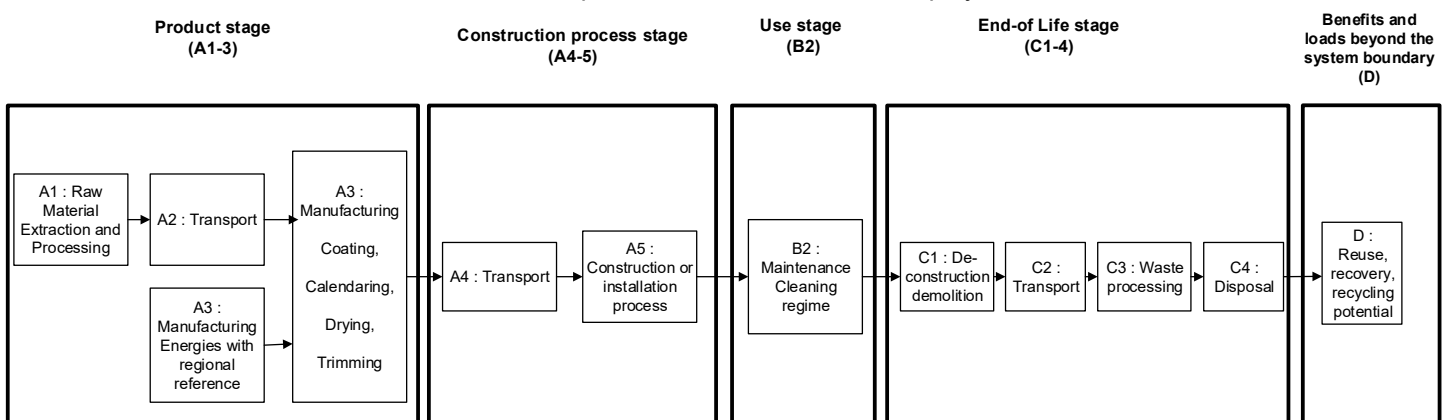


Figure 3: Flow chart of the Life Cycle Assessment

Comparisons of different floor coverings are only allowed, where EN 15804 consistent and/or preverified background data and EN 15804 consistent calculation methods and database versions are used and when the building context is

ENVIRONMENTAL PRODUCT DECLARATION



FLOORING SYSTEMS

Marmoleum sheet 2.0/2.5/3.2 mm
Resilient Linoleum Floor Covering

According to ISO 14025 and EN 15804

taken into account, i.e. on the basis of the same use-classification (EN ISO 10874), same service life and comparable assumptions for the end of life.

7.1 Description of the Declared Functional Unit

The functional unit is one square meter of installed product and the use stage is considered for one year of service life.

7.2 Cut off Criteria

The cut-off criteria shall be 1% of renewable and non-renewable primary energy usage and 1% of the total mass of the unit process. The total neglected input flows per module shall be a maximum of 5% of energy usage and mass. In practice, in this assessment, all data from the production data acquisition are considered, i.e. all raw materials used as per formulation, use of water, electricity and other fuels, the required packaging materials, and all direct production waste. Transport data on all considered inputs and output material are also considered.

7.3 Allocations

In the present study some allocations have been made. Detailed explanations can be found in the chapters below.

7.4 Co-product allocation

No co-product allocation occurs in the product system.

7.5 Allocation of multi-input processes

The Production and End of Life stage include incineration plants. In these processes different products are treated together within a process. The allocation procedures followed in these cases are based on a physical classification of the mass flows or calorific values.

Credits from energy substitution are allocated to the production stage, because the gained energy from energy substitution is lower than the energy input in this stage. The same quality of energy is considered.

7.6 Allocation procedure of recycling and recovery

The installation waste and end of life waste is fed into incineration processes. Incineration processes include co-generation processes which give thermal and power energy as outputs. It is assumed that this recovered energy offsets that produced by the European average grid mix and thermal energy generation from natural gas. The gained energy is declared in module D as avoided environmental burden. Generated electricity and steam due to the incineration of installation and end of life waste are listed in the result table as exported energy.

7.7 Description of the allocation processes in the LCA report

The description of allocation rules in this LCA report meets the requirements of the PCR.

ENVIRONMENTAL PRODUCT DECLARATION



FLOORING SYSTEMS

Marmoleum sheet 2.0/2.5/3.2 mm
Resilient Linoleum Floor Covering

According to ISO 14025 and EN 15804

7.8 LCA Data

As a general rule, specific data derived from specific production processes or average data derived from specific production processes have been used as the first choice as a basis for calculating an EPD.

For life cycle modeling of the considered products, the GaBi 10 Software System for Life Cycle Engineering, developed by Sphera has been used. All relevant LCA datasets are taken from the GaBi 10 software database. The datasets from the database GaBi are documented in the online documentation. To ensure comparability of results in the LCA, the basic data of GaBi database were used for energy, transportation and auxiliary materials.

7.9 Data Quality

The requirements for data quality and LCA data correspond to the specifications of the PCR.

Foreground data are based on 1 year averaged data (year 2025). The reference ages of LCA datasets vary but are given in the table in the Appendix. The time period over which inputs to and outputs from the system is accounted for is 100 years from the year for which the data set is deemed representative. The technological LCA of the collected data reflects the physical reality of the declared product. The datasets are complete, conform to the system boundaries and the criteria for the exclusion of inputs and outputs and are geographical representative for the supply chain of Forbo flooring.

For life cycle modeling of the considered products the GaBi 10 Software System for Life Cycle Engineering, developed by Sphera, is used. All relevant LCA datasets are taken from the GaBi 10 software database. The last revision of the used data sets took place within the last 10 years.

7.10 System Boundaries

Production Stage includes provision of all materials, products and energy, packaging processing and its transport, as well as waste processing up to the end-of waste state or disposal of final residues during the product stage.

Transport and Installation Stage includes provision of all materials, products and energy, as well as waste processing up to the end-of-waste state or disposal of final residues during the construction stage. These information modules also include all impacts and aspects related to any losses during this construction stage (i.e. production, transport, and waste processing and disposal of the lost products and materials). For the transportation a worldwide distribution is considered.

Use Stage includes provision and transport of all materials, products and related energy and water use, as well as waste processing up to the end-of-waste state or disposal of final residues during this part of the use stage. These information modules also include all impacts and aspects related to the losses during this part of the use stage (i.e. production, transport, and waste processing and disposal of the lost products and materials).

End of Life Stage includes provision and all transports, provision of all materials, products and related energy and water use. It also includes any declared benefits and loads from net flows leaving the product system that have not been allocated as co-products and that have passed the end-of-waste state in the form of reuse, recovery and/or recycling potentials.

ENVIRONMENTAL PRODUCT DECLARATION



FLOORING SYSTEMS

Marmoleum sheet 2.0/2.5/3.2 mm
Resilient Linoleum Floor Covering

According to ISO 14025 and EN 15804

7.11 Power mix

The selection of LCA data for the electricity generation is in line with the PCR.

The products are manufactured in Assendelft, the Netherlands. The GaBi 10 Windpower dataset has therefore been used (reference year 2025). The energy supplier is providing Forbo with a certificate every year.

7.12 CO₂-Certificates

No CO₂-certificates are considered in this study as the Marmoleum manufacturing is realized without offsetting.

7.13 Life Cycle Inventory Analysis

In tables 3, 4 and 5, the results are presented in accordance with the EN 15804+A2 standard, which mandates the compensation of biogenic carbon uptake in stages A1-A3 at the end-of-life stage. This is referred to as the “-1 in/+1 out” approach. According to EN 15804+A2, this approach requires reporting biogenic carbon flows by accounting for carbon uptake (negative emission) during the product stage and carbon release (positive emission) during the end-of-life stage. In the installation phase (A5), the biogenic carbon absorbed by the packaging is released. Additionally, the biogenic carbon absorbed by the raw materials is released during phases C3/1 or C4/2.

The environmental impacts are presented for all the lifecycle stages with two End of Life scenarios:

- Scenario 1: 100% Municipal Waste Incineration (MWI) with R1 > 60%
- Scenario 2: 100% landfill disposal.

Table 3: Results of the LCA – Environmental impact for Marmoleum 2.5 mm (one year)

Parameter	A1-A3	A4	A5	B2	C1	C2	C3/1	C4/2	D/1	D/2
GWP - total [kg CO2 eq.]	-1,57E+00	1,59E-01	2,38E-01	6,20E-02	2,67E-03	2,30E-02	4,44E+00	4,51E+00	-2,67E-01	-9,88E-03
GWP - fossil [kg CO2 eq.]	2,83E+00	1,57E-01	1,54E-01	5,95E-02	2,63E-03	2,33E-02	1,49E-01	2,16E-01	-2,65E-01	-9,81E-03
GWP - biogenic [kg CO2 eq.]	-4,40E+00	1,03E-03	8,32E-02	2,46E-03	2,71E-05	-5,20E-04	4,29E+00	4,29E+00	-1,18E-03	-5,03E-05
GWP - luluc [kg CO2 eq.]	7,17E-03	5,14E-04	6,28E-04	2,07E-06	8,69E-06	2,41E-04	0,00E+00	2,68E-04	-2,94E-04	-1,34E-05
ODP [kg CFC-11 eq.]	2,21E-09	1,23E-14	6,43E-13	1,58E-09	6,00E-14	2,75E-15	7,46E-09	4,29E-13	-2,00E-12	-9,14E-14
AP [Mole of H+ eq.]	1,47E-02	2,52E-03	3,96E-04	1,16E-04	5,77E-06	7,84E-05	1,86E-03	8,93E-04	-2,76E-04	-1,15E-05
EP - freshwater [kg P eq.]	5,74E-04	1,52E-07	2,22E-06	2,09E-06	5,63E-09	6,31E-08	2,88E-08	1,24E-04	-1,97E-07	-8,89E-09
EP - marine [kg N eq.]	8,62E-03	6,59E-04	1,33E-04	4,01E-05	1,38E-06	3,69E-05	7,47E-04	1,10E-03	-8,37E-05	-3,34E-06
EP - terrestrial [Mole of N eq.]	5,03E-02	7,21E-03	1,47E-03	2,31E-04	1,55E-05	3,99E-04	8,56E-03	2,96E-03	-9,34E-04	-3,73E-05
POCP [kg NMVOC eq.]	1,03E-02	1,76E-03	3,65E-04	9,13E-05	3,43E-06	7,08E-05	1,95E-03	1,55E-03	-2,32E-04	-9,07E-06
ADPF [MJ]	1,23E-06	5,00E-09	2,87E-08	5,62E-09	5,47E-10	1,55E-09	-3,15E-07	9,06E-09	-2,22E-08	-9,64E-10
ADPE [kg Sb eq.]	3,86E+01	1,43E+00	3,55E+00	1,23E+00	5,37E-02	2,98E-01	1,96E+00	3,09E+00	-4,59E+00	-1,73E-01
WDP [m³ world equiv.]	4,10E-01	3,26E-04	2,42E-02	1,38E-01	6,60E-04	9,35E-05	4,22E-01	8,37E-03	-2,22E-02	-1,01E-03

Caption: GWP - total = global warming potential; GWP - fossil = global warming potential (fossil fuel only); GWP - biogenic = global warming potential (biogenic); GWP - luluc = global warming potential (land use only); ODP = ozone depletion; AP = acidification terrestrial and freshwater; EP - freshwater = eutrophication potential (freshwater); EP - marine = eutrophication potential (marine); EP - terrestrial = eutrophication potential (terrestrial); POCP = photochemical ozone formation; ADPE = abiotic depletion potential (element), ADPF = abiotic depletion potential (fossil) WDP = water scarcity

ENVIRONMENTAL PRODUCT DECLARATION



FLOORING SYSTEMS

Marmoleum sheet 2.0/2.5/3.2 mm
Resilient Linoleum Floor Covering

According to ISO 14025 and EN 15804

Table 4: Results of the LCA – Environmental impact for Marmoleum 2.0 mm (one year)

Parameter	A1-A3	A4	A5	B2	C1	C2	C3/1	C4/2	D/1	D/2
GWP - total [kg CO2 eq.]	-1,27E+00	1,27E-01	2,06E-01	6,20E-02	2,13E-03	1,84E-02	3,60E+00	3,65E+00	-2,13E-01	-7,90E-03
GWP - fossil [kg CO2 eq.]	2,26E+00	1,26E-01	1,23E-01	5,95E-02	2,11E-03	1,86E-02	1,19E-01	1,73E-01	-2,12E-01	-7,85E-03
GWP - biogenic [kg CO2 eq.]	-3,53E+00	8,24E-04	8,22E-02	2,46E-03	2,16E-05	-4,16E-04	3,48E+00	3,48E+00	-9,43E-04	-4,03E-05
GWP - luluc [kg CO2 eq.]	5,81E-03	4,11E-04	5,03E-04	2,07E-06	6,95E-06	1,92E-04	0,00E+00	2,14E-04	-2,35E-04	-1,07E-05
ODP [kg CFC-11 eq.]	1,74E-09	9,85E-15	5,14E-13	1,58E-09	4,80E-14	2,20E-15	5,96E-09	3,43E-13	-1,60E-12	-7,32E-14
AP [Mole of H+ eq.]	1,18E-02	2,02E-03	3,17E-04	1,16E-04	4,61E-06	6,27E-05	1,49E-03	7,14E-04	-2,20E-04	-9,22E-06
EP - freshwater [kg P eq.]	4,56E-04	1,21E-07	1,78E-06	2,09E-06	4,50E-09	5,05E-08	2,31E-08	9,94E-05	-1,58E-07	-7,11E-09
EP - marine [kg N eq.]	6,87E-03	5,27E-04	1,06E-04	4,01E-05	1,11E-06	2,95E-05	5,98E-04	8,83E-04	-6,70E-05	-2,67E-06
EP - terrestrial [Mole of N eq.]	4,01E-02	5,77E-03	1,18E-03	2,31E-04	1,24E-05	3,20E-04	6,85E-03	2,37E-03	-7,47E-04	-2,98E-05
POCP [kg NMVOC eq.]	8,22E-03	1,41E-03	2,92E-04	9,13E-05	2,75E-06	5,67E-05	1,56E-03	1,24E-03	-1,85E-04	-7,25E-06
ADPF [MJ]	9,80E-07	4,00E-09	2,30E-08	5,62E-09	4,38E-10	1,24E-09	-2,52E-07	7,25E-09	-1,77E-08	-7,71E-10
ADPE [kg Sb eq.]	3,09E+01	1,14E+00	2,84E+00	1,23E+00	4,30E-02	2,38E-01	1,56E+00	2,47E+00	-3,67E+00	-1,39E-01
WDP [m³ world equiv.]	3,29E-01	2,61E-04	1,93E-02	1,38E-01	5,28E-04	7,48E-05	3,38E-01	6,69E-03	-1,77E-02	-8,10E-04

Caption: GWP - total = global warming potential; GWP - fossil = global warming potential (fossil fuel only); GWP - biogenic = global warming potential (biogenic); GWP - luluc = global warming potential (land use only); ODP = ozone depletion; AP = acidification terrestrial and freshwater; EP - freshwater = eutrophication potential (freshwater); EP - marine = eutrophication potential (marine); EP - terrestrial = eutrophication potential (terrestrial); POCP = photochemical ozone formation; ADPE = abiotic depletion potential (element), ADPF = abiotic depletion potential (fossil) WDP = water scarcity

Table 5: Results of the LCA – Environmental impact for Marmoleum 3.2 mm (one year)

Parameter	A1-A3	A4	A5	B2	C1	C2	C3/1	C4/2	D/1	D/2
GWP - total [kg CO2 eq.]	-2,02E+00	2,07E-01	2,85E-01	6,20E-02	3,47E-03	2,99E-02	5,69E+00	5,78E+00	-3,47E-01	-1,28E-02
GWP - fossil [kg CO2 eq.]	3,69E+00	2,05E-01	2,00E-01	5,95E-02	3,42E-03	3,02E-02	1,94E-01	2,80E-01	-3,45E-01	-1,28E-02
GWP - biogenic [kg CO2 eq.]	-5,70E+00	1,34E-03	8,42E-02	2,46E-03	3,52E-05	-6,76E-04	5,50E+00	5,50E+00	-1,53E-03	-6,54E-05
GWP - luluc [kg CO2 eq.]	9,21E-03	6,68E-04	8,17E-04	2,07E-06	1,13E-05	3,13E-04	0,00E+00	3,48E-04	-3,82E-04	-1,74E-05
ODP [kg CFC-11 eq.]	2,91E-09	1,60E-14	8,36E-13	1,58E-09	7,80E-14	3,58E-15	9,69E-09	5,58E-13	-2,60E-12	-1,19E-13
AP [Mole of H+ eq.]	1,92E-02	3,27E-03	5,15E-04	1,16E-04	7,50E-06	1,02E-04	2,42E-03	1,16E-03	-3,58E-04	-1,50E-05
EP - freshwater [kg P eq.]	7,49E-04	1,97E-07	2,89E-06	2,09E-06	7,32E-09	8,20E-08	3,75E-08	1,61E-04	-2,56E-07	-1,16E-08
EP - marine [kg N eq.]	1,12E-02	8,57E-04	1,73E-04	4,01E-05	1,80E-06	4,79E-05	9,71E-04	1,44E-03	-1,09E-04	-4,34E-06
EP - terrestrial [Mole of N eq.]	6,56E-02	9,38E-03	1,91E-03	2,31E-04	2,01E-05	5,19E-04	1,11E-02	3,85E-03	-1,21E-03	-4,85E-05
POCP [kg NMVOC eq.]	1,34E-02	2,29E-03	4,74E-04	9,13E-05	4,46E-06	9,21E-05	2,53E-03	2,02E-03	-3,01E-04	-1,18E-05
ADPF [MJ]	1,60E-06	6,51E-09	3,74E-08	5,62E-09	7,11E-10	2,01E-09	-4,09E-07	1,18E-08	-2,88E-08	-1,25E-09
ADPE [kg Sb eq.]	5,02E+01	1,86E+00	4,61E+00	1,23E+00	6,98E-02	3,87E-01	2,54E+00	4,02E+00	-5,96E+00	-2,25E-01
WDP [m³ world equiv.]	5,31E-01	4,24E-04	3,14E-02	1,38E-01	8,58E-04	1,22E-04	5,48E-01	1,09E-02	-2,88E-02	-1,32E-03

Caption: GWP - total = global warming potential; GWP - fossil = global warming potential (fossil fuel only); GWP - biogenic = global warming potential (biogenic); GWP - luluc = global warming potential (land use only); ODP = ozone depletion; AP = acidification terrestrial and freshwater; EP - freshwater = eutrophication potential (freshwater); EP - marine = eutrophication potential (marine); EP - terrestrial = eutrophication potential (terrestrial); POCP = photochemical ozone formation; ADPE = abiotic depletion potential (element), ADPF = abiotic depletion potential (fossil) WDP = water scarcity

7.14 Interpretation

The interpretation of the results has been carried out considering the assumptions and limitations declared in the EPD, both methodology- and data-related for a one year usage.

The LCA for GWP reflects the use of renewable raw materials for the production of Marmoleum (linseed oil, gum rosin and jute). Carbon dioxide, a greenhouse gas, is locked in from the atmosphere in the course of the plant growth via photosynthesis and stored during the use stage.

For the production stage (A1-A3) the uptake of CO₂ is higher than the emission of greenhouse gasses resulting in a negative life cycle stage.

The LCA results for Marmoleum indicate that the product stage (A1–A3) is the predominant contributor to the overall environmental impacts. Within this stage, A1–Raw material supply is the main driver across most impact categories, primarily due to the extraction and processing of key raw materials.

ENVIRONMENTAL PRODUCT DECLARATION



FLOORING SYSTEMS

Marmoleum sheet 2.0/2.5/3.2 mm
Resilient Linoleum Floor Covering

According to ISO 14025 and EN 15804

The A3–Manufacturing stage constitutes the second-largest share of impacts. This is mainly attributable to energy consumption at the production facility, particularly the use of natural gas. Although the contribution from A3 is lower than that of raw material supply, it remains a relevant hotspot in several impact categories.

Forbo reports in the EPD that global distribution is carried out by truck and ocean container ships. Under this transport scenario, the relevance of the A4 transport stage ranges from 0% to 13% across the declared environmental impact categories.

In general, the environmental impacts associated with the installation stage (A5) are low. An exception is the contribution to GWP-luluc, which is influenced by the bio-based components present in the low-emission adhesive.

In the use stage, which is assessed for one year of the reference service life, only the ODP impact category shows a notable contribution of approximately 11–17%. This impact is primarily associated with the detergent used for weekly wet cleaning.

7.15 Resource use

In tables 6, 7 and 8 the parameters describing resource use are presented for all the lifecycle stages for a one year usage with two End of Life scenarios:

- Scenario 1: 100% Municipal Waste Incineration (MWI) with R1 > 60%
- Scenario 2: 100% landfill disposal.

Table 6 : Results of the LCA – Resource use for Marmoleum 2.5 mm (one year)

	A1-A3	A4	A5	B2	C1	C2	C3/1	C4/2	D/1	D/2
PERE [MJ]	-4,87E+00	5,06E-02	1,63E+00	1,83E-02	3,67E-02	2,19E-02	3,90E-02	3,37E-01	-1,22E+00	-5,60E-02
PERM [MJ]	4,16E+01	0,00E+00	0,00E+00	0,00E+00	0,00E+00	0,00E+00	0,00E+00	0,00E+00	0,00E+00	0,00E+00
PERT [MJ]	3,67E+01	5,06E-02	1,63E+00	1,83E-02	3,67E-02	2,19E-02	3,90E-02	3,37E-01	-1,22E+00	-5,60E-02
PENRE [MJ]	2,43E+01	1,43E+00	3,55E+00	1,23E+00	5,37E-02	2,98E-01	1,96E+00	3,09E+00	-4,59E+00	-1,73E-01
PENRM [MJ]	1,43E+01	0,00E+00	0,00E+00	0,00E+00	0,00E+00	0,00E+00	0,00E+00	0,00E+00	0,00E+00	0,00E+00
PENRT [MJ]	3,86E+01	1,43E+00	3,55E+00	1,23E+00	5,37E-02	2,98E-01	1,96E+00	3,09E+00	-4,59E+00	-1,73E-01
SM [kg]	7,26E-01	0,00E+00	0,00E+00	0,00E+00	0,00E+00	0,00E+00	0,00E+00	0,00E+00	0,00E+00	0,00E+00
RSF [MJ]	2,50E-08	0,00E+00	3,42E-09	0,00E+00	0,00E+00	0,00E+00	0,00E+00	0,00E+00	0,00E+00	0,00E+00
NRSF [MJ]	2,93E-07	0,00E+00	4,02E-08	0,00E+00	0,00E+00	0,00E+00	0,00E+00	0,00E+00	0,00E+00	0,00E+00
FW [m3]	2,95E-02	2,73E-05	8,66E-04	4,84E-05	2,85E-05	1,06E-05	9,82E-03	2,89E-04	-9,55E-04	-4,36E-05

Caption: PERE = Use of renewable primary energy excluding renewable primary energy resources used as raw materials; PERM = Use of renewable primary energy resources used as raw materials; PERT = Total use of renewable primary energy resources; PENRE = Use of non-renewable primary energy excluding non-renewable primary energy resources used as raw materials; PENRM = Use of non-renewable primary energy resources used as raw materials; PENRT = Total use of non-renewable primary energy resources; SM = Use of secondary material; RSF = Use of renewable secondary fuels; NRSF = Use of non-renewable secondary fuels; FW = Use of net fresh water

ENVIRONMENTAL PRODUCT DECLARATION



FLOORING SYSTEMS

Marmoleum sheet 2.0/2.5/3.2 mm
Resilient Linoleum Floor Covering

According to ISO 14025 and EN 15804

Table 7: Results of the LCA – Resource use for Marmoleum 2.0 mm (one year)

	A1-A3	A4	A5	B2	C1	C2	C3/1	C4/2	D/1	D/2
PERE [MJ]	-1,18E+01	4,04E-02	1,30E+00	1,83E-02	2,94E-02	1,75E-02	3,12E-02	2,70E-01	-9,79E-01	-4,48E-02
PERM [MJ]	4,16E+01	0,00E+00	0,00E+00	0,00E+00	0,00E+00	0,00E+00	0,00E+00	0,00E+00	0,00E+00	0,00E+00
PERT [MJ]	2,98E+01	4,04E-02	1,30E+00	1,83E-02	2,94E-02	1,75E-02	3,12E-02	2,70E-01	-9,79E-01	-4,48E-02
PENRE [MJ]	1,66E+01	1,14E+00	2,84E+00	1,23E+00	4,30E-02	2,38E-01	1,56E+00	2,47E+00	-3,67E+00	-1,39E-01
PENRM [MJ]	1,43E+01	0,00E+00	0,00E+00	0,00E+00	0,00E+00	0,00E+00	0,00E+00	0,00E+00	0,00E+00	0,00E+00
PENRT [MJ]	3,09E+01	1,14E+00	2,84E+00	1,23E+00	4,30E-02	2,38E-01	1,56E+00	2,47E+00	-3,67E+00	-1,39E-01
SM [kg]	6,43E-01	0,00E+00	0,00E+00	0,00E+00	0,00E+00	0,00E+00	0,00E+00	0,00E+00	0,00E+00	0,00E+00
RSF [MJ]	2,13E-08	0,00E+00	2,74E-09	0,00E+00	0,00E+00	0,00E+00	0,00E+00	0,00E+00	0,00E+00	0,00E+00
NRSF [MJ]	2,51E-07	0,00E+00	3,22E-08	0,00E+00	0,00E+00	0,00E+00	0,00E+00	0,00E+00	0,00E+00	0,00E+00
FW [m3]	2,36E-02	2,19E-05	6,93E-04	4,84E-05	2,28E-05	8,44E-06	7,86E-03	2,31E-04	-7,64E-04	-3,49E-05

Caption: PERE = Use of renewable primary energy excluding renewable primary energy resources used as raw materials; PERM = Use of renewable primary energy resources used as raw materials; PERT = Total use of renewable primary energy resources; PENRE = Use of non-renewable primary energy excluding non-renewable primary energy resources used as raw materials; PENRM = Use of non-renewable primary energy resources used as raw materials; PENRT = Total use of non-renewable primary energy resources; SM = Use of secondary material; RSF = Use of renewable secondary fuels; NRSF = Use of non-renewable secondary fuels; FW = Use of net fresh water

Table 8: Results of the LCA – Resource use for Marmoleum 3.2 mm (one year)

	A1-A3	A4	A5	B2	C1	C2	C3/1	C4/2	D/1	D/2
PERE [MJ]	5,41E+00	6,57E-02	2,11E+00	1,83E-02	4,77E-02	2,85E-02	5,07E-02	4,38E-01	-1,59E+00	-7,28E-02
PERM [MJ]	4,16E+01	0,00E+00	0,00E+00	0,00E+00	0,00E+00	0,00E+00	0,00E+00	0,00E+00	0,00E+00	0,00E+00
PERT [MJ]	4,70E+01	6,57E-02	2,11E+00	1,83E-02	4,77E-02	2,85E-02	5,07E-02	4,38E-01	-1,59E+00	-7,28E-02
PENRE [MJ]	3,59E+01	1,86E+00	4,61E+00	1,23E+00	6,98E-02	3,87E-01	2,54E+00	4,02E+00	-5,96E+00	-2,25E-01
PENRM [MJ]	1,43E+01	0,00E+00	0,00E+00	0,00E+00	0,00E+00	0,00E+00	0,00E+00	0,00E+00	0,00E+00	0,00E+00
PENRT [MJ]	5,02E+01	1,86E+00	4,61E+00	1,23E+00	6,98E-02	3,87E-01	2,54E+00	4,02E+00	-5,96E+00	-2,25E-01
SM [kg]	7,87E-01	0,00E+00	0,00E+00	0,00E+00	0,00E+00	0,00E+00	0,00E+00	0,00E+00	0,00E+00	0,00E+00
RSF [MJ]	3,03E-08	0,00E+00	4,45E-09	0,00E+00	0,00E+00	0,00E+00	0,00E+00	0,00E+00	0,00E+00	0,00E+00
NRSF [MJ]	3,57E-07	0,00E+00	5,23E-08	0,00E+00	0,00E+00	0,00E+00	0,00E+00	0,00E+00	0,00E+00	0,00E+00
FW [m3]	3,83E-02	3,55E-05	1,13E-03	4,84E-05	3,71E-05	1,37E-05	1,28E-02	3,76E-04	-1,24E-03	-5,67E-05

Caption: PERE = Use of renewable primary energy excluding renewable primary energy resources used as raw materials; PERM = Use of renewable primary energy resources used as raw materials; PERT = Total use of renewable primary energy resources; PENRE = Use of non-renewable primary energy excluding non-renewable primary energy resources used as raw materials; PENRM = Use of non-renewable primary energy resources used as raw materials; PENRT = Total use of non-renewable primary energy resources; SM = Use of secondary material; RSF = Use of renewable secondary fuels; NRSF = Use of non-renewable secondary fuels; FW = Use of net fresh water

ENVIRONMENTAL PRODUCT DECLARATION



FLOORING SYSTEMS

Marmoleum sheet 2.0/2.5/3.2 mm
Resilient Linoleum Floor Covering

According to ISO 14025 and EN 15804

7.16 Waste categories and output flows

In tables 9, 10 and 11 other environmental information describing different waste categories and output flows are presented for all the lifecycle stages with two End of Life scenarios:

- Scenario 1: 100% Municipal Waste Incineration (MWI) with R1 > 60%
- Scenario 2: 100% landfill disposal.

Table 9: Results of the LCA – Output flows and Waste categories for Marmoleum 2.5 mm (one year)

	A1-A3	A4	A5	B2	C1	C2	C3/1	C4/2	D/1	D/2
HWD [kg]	1,13E-07	5,06E-11	1,51E-08	1,83E-11	7,02E-11	1,08E-11	0,00E+00	4,98E-10	-2,38E-09	-1,09E-10
NHWD [kg]	1,99E-01	1,48E-04	3,39E-03	3,55E-03	4,16E-05	3,92E-05	0,00E+00	2,52E+00	-2,07E-03	-8,60E-05
RWD [kg]	6,13E-04	1,78E-06	5,06E-05	2,57E-05	8,48E-06	3,92E-07	1,17E-04	3,85E-05	-2,82E-04	-1,29E-05
CRU [kg]	0,00E+00	0,00E+00	0,00E+00	0,00E+00	0,00E+00	0,00E+00	0,00E+00	0,00E+00	0,00E+00	0,00E+00
MFR [kg]	0,00E+00	0,00E+00	1,91E-01	0,00E+00	0,00E+00	0,00E+00	0,00E+00	0,00E+00	0,00E+00	0,00E+00
MER [kg]	0,00E+00	0,00E+00	0,00E+00	0,00E+00	0,00E+00	0,00E+00	0,00E+00	0,00E+00	0,00E+00	0,00E+00
EEE [MJ]	0,00E+00	0,00E+00	5,13E-02	0,00E+00	0,00E+00	0,00E+00	1,49E+00	0,00E+00	0,00E+00	0,00E+00
EET [MJ]	0,00E+00	0,00E+00	9,30E-02	0,00E+00	0,00E+00	0,00E+00	3,83E+00	0,00E+00	0,00E+00	0,00E+00

Caption: HWD = Hazardous waste disposed; NHWD = Non-hazardous waste disposed; RWD = Radioactive waste disposed; CRU = Components for re-use; MFR = Materials for recycling; MER = Materials for energy recovery; EEE = Exported electrical energy; EET = Exported thermal energy

Table 10: Results of the LCA – Output flows and Waste categories for Marmoleum 2.0 mm (one year)

	A1-A3	A4	A5	B2	C1	C2	C3/1	C4/2	D/1	D/2
HWD [kg]	9,63E-08	4,05E-11	1,21E-08	1,83E-11	5,61E-11	8,62E-12	0,00E+00	3,98E-10	-1,91E-09	-8,68E-11
NHWD [kg]	1,56E-01	1,18E-04	2,71E-03	3,55E-03	3,33E-05	3,13E-05	0,00E+00	2,01E+00	-1,66E-03	-6,88E-05
RWD [kg]	4,93E-04	1,42E-06	4,05E-05	2,57E-05	6,78E-06	3,13E-07	9,32E-05	3,08E-05	-2,26E-04	-1,03E-05
CRU [kg]	0,00E+00	0,00E+00	0,00E+00	0,00E+00	0,00E+00	0,00E+00	0,00E+00	0,00E+00	0,00E+00	0,00E+00
MFR [kg]	0,00E+00	0,00E+00	1,53E-01	0,00E+00	0,00E+00	0,00E+00	0,00E+00	0,00E+00	0,00E+00	0,00E+00
MER [kg]	0,00E+00	0,00E+00	0,00E+00	0,00E+00	0,00E+00	0,00E+00	0,00E+00	0,00E+00	0,00E+00	0,00E+00
EEE [MJ]	0,00E+00	0,00E+00	4,10E-02	0,00E+00	0,00E+00	0,00E+00	1,19E+00	0,00E+00	0,00E+00	0,00E+00
EET [MJ]	0,00E+00	0,00E+00	7,44E-02	0,00E+00	0,00E+00	0,00E+00	3,06E+00	0,00E+00	0,00E+00	0,00E+00

Caption: HWD = Hazardous waste disposed; NHWD = Non-hazardous waste disposed; RWD = Radioactive waste disposed; CRU = Components for re-use; MFR = Materials for recycling; MER = Materials for energy recovery; EEE = Exported electrical energy; EET = Exported thermal energy

Table 11: Results of the LCA – Output flows and Waste categories for Marmoleum 3.2 mm (one year)

	A1-A3	A4	A5	B2	C1	C2	C3/1	C4/2	D/1	D/2
HWD [kg]	1,39E-07	6,58E-11	1,97E-08	1,83E-11	9,12E-11	1,40E-11	0,00E+00	6,47E-10	-3,10E-09	-1,41E-10
NHWD [kg]	2,65E-01	1,92E-04	4,41E-03	3,55E-03	5,41E-05	5,09E-05	0,00E+00	3,27E+00	-2,70E-03	-1,12E-04
RWD [kg]	7,92E-04	2,31E-06	6,58E-05	2,57E-05	1,10E-05	5,09E-07	1,52E-04	5,01E-05	-3,67E-04	-1,68E-05
CRU [kg]	0,00E+00	0,00E+00	0,00E+00	0,00E+00	0,00E+00	0,00E+00	0,00E+00	0,00E+00	0,00E+00	0,00E+00
MFR [kg]	0,00E+00	0,00E+00	2,49E-01	0,00E+00	0,00E+00	0,00E+00	0,00E+00	0,00E+00	0,00E+00	0,00E+00
MER [kg]	0,00E+00	0,00E+00	0,00E+00	0,00E+00	0,00E+00	0,00E+00	0,00E+00	0,00E+00	0,00E+00	0,00E+00
EEE [MJ]	0,00E+00	0,00E+00	6,67E-02	0,00E+00	0,00E+00	0,00E+00	1,93E+00	0,00E+00	0,00E+00	0,00E+00
EET [MJ]	0,00E+00	0,00E+00	1,21E-01	0,00E+00	0,00E+00	0,00E+00	4,98E+00	0,00E+00	0,00E+00	0,00E+00

Caption: HWD = Hazardous waste disposed; NHWD = Non-hazardous waste disposed; RWD = Radioactive waste disposed; CRU = Components for re-use; MFR = Materials for recycling; MER = Materials for energy recovery; EEE = Exported electrical energy; EET = Exported thermal energy

ENVIRONMENTAL PRODUCT DECLARATION



FLOORING SYSTEMS

Marmoleum sheet 2.0/2.5/3.2 mm
Resilient Linoleum Floor Covering

According to ISO 14025 and EN 15804

7.17 Biogenic Carbon content

Table 12: Information describing the biogenic carbon content at the factory gate

Biogenic carbon content	Unit (kg CO ₂ /m ²)
Biogenic carbon content in product Marmoleum 2.0 mm	3.48
Biogenic carbon content in accompanying packaging Marmoleum 2.0 mm	0.14
Biogenic carbon content in product Marmoleum 2.5 mm	4.29
Biogenic carbon content in accompanying packaging Marmoleum 2.5 mm	0.14
Biogenic carbon content in product Marmoleum 3.2 mm	5.50
Biogenic carbon content in accompanying packaging Marmoleum 3.2 mm	0.14
Note: 1 kg of biogenic carbon is equivalent to 44/12 kg of CO ₂	

8 Additional Environmental Impact Indicators

To be fully transparent Forbo Flooring does not only want to declare the environmental impacts required in the PCR, but also the additional environmental impact indicators according to the European Standard EN15804 + A2 with two End of Life scenarios:

- Scenario 1: 100% Municipal Waste Incineration (MWI) with R1 > 60%
- Scenario 2: 100% landfill disposal.

Table 13: Results of the LCA – Environmental impact for Marmoleum 2.5 mm (one year)

	A1-A3	A4	A5	B2	C1	C2	C3/1	C4/2	D/1	D/2
PM [Disease incidences]	2,20E-07	4,11E-08	3,90E-09	7,79E-10	4,77E-11	5,74E-10	7,82E-09	8,63E-09	-2,24E-09	-9,39E-11
IR [kBq U235 eq.]	2,48E-01	2,45E-04	9,09E-03	2,53E-03	1,40E-03	5,43E-05	1,84E-03	5,69E-03	-4,66E-02	-2,13E-03
ETF-fw [CTUe]	2,09E+01	1,40E+00	1,83E+00	2,37E-01	9,06E-03	3,86E-01	3,21E-01	4,66E+00	-3,43E-01	-1,52E-02
HTP-c [CTUh]	9,35E-10	2,00E-11	7,41E-11	6,95E-12	8,55E-13	5,19E-12	2,30E-11	3,86E-11	-4,26E-11	-1,77E-12
HTP-nc [CTUh]	4,83E-08	7,71E-10	4,15E-09	1,34E-10	1,80E-11	2,93E-10	9,90E-10	3,58E-09	-6,49E-10	-2,90E-11
SQP [Pt]	2,84E+02	2,83E-01	1,04E+01	6,17E-03	2,15E-02	1,32E-01	0,00E+00	2,76E-01	-7,18E-01	-3,29E-02
Caption: PM = Particulate matter emissions; IR = Ionizing radiation, human health; ETF-fw = Eco-toxicity (freshwater); HTP-c = Human toxicity, cancer effects; HTP-nc = Human toxicity, non-cancer effects, SQP = Soil quality potential/ Land use related impacts										

Table 14: Results of the LCA – Environmental impact for Marmoleum 2.0 mm (one year)

	A1-A3	A4	A5	B2	C1	C2	C3/1	C4/2	D/1	D/2
PM [Disease incidences]	1,75E-07	3,29E-08	3,12E-09	7,79E-10	3,81E-11	4,60E-10	6,26E-09	6,90E-09	-1,79E-09	-7,51E-11
IR [kBq U235 eq.]	1,98E-01	1,96E-04	7,27E-03	2,53E-03	1,12E-03	4,34E-05	1,48E-03	4,55E-03	-3,73E-02	-1,71E-03
ETF-fw [CTUe]	1,67E+01	1,12E+00	1,47E+00	2,37E-01	7,25E-03	3,09E-01	2,57E-01	3,73E+00	-2,75E-01	-1,21E-02
HTP-c [CTUh]	7,50E-10	1,60E-11	5,93E-11	6,95E-12	6,84E-13	4,16E-12	1,84E-11	3,09E-11	-3,41E-11	-1,41E-12
HTP-nc [CTUh]	3,84E-08	6,17E-10	3,32E-09	1,34E-10	1,44E-11	2,34E-10	7,92E-10	2,86E-09	-5,19E-10	-2,32E-11
SQP [Pt]	2,27E+02	2,27E-01	8,36E+00	6,17E-03	1,72E-02	1,06E-01	0,00E+00	2,21E-01	-5,75E-01	-2,63E-02
Caption: PM = Particulate matter emissions; IR = Ionizing radiation, human health; ETF-fw = Eco-toxicity (freshwater); HTP-c = Human toxicity, cancer effects; HTP-nc = Human toxicity, non-cancer effects, SQP = Soil quality potential/ Land use related impacts										

ENVIRONMENTAL PRODUCT DECLARATION



FLOORING SYSTEMS

Marmoleum sheet 2.0/2.5/3.2 mm
Resilient Linoleum Floor Covering

According to ISO 14025 and EN 15804

Table 15: Results of the LCA – Environmental impact for Marmoleum 3.2 mm (one year)

	A1-A3	A4	A5	B2	C1	C2	C3/1	C4/2	D/1	D/2
PM [Disease incidences]	2,86E-07	5,34E-08	5,07E-09	7,79E-10	6,20E-11	7,47E-10	1,02E-08	1,12E-08	-2,91E-09	-1,22E-10
IR [kBq U235 eq.]	3,22E-01	3,19E-04	1,18E-02	2,53E-03	1,82E-03	7,06E-05	2,40E-03	7,39E-03	-6,06E-02	-2,77E-03
ETF-fw [CTUe]	2,73E+01	1,82E+00	2,38E+00	2,37E-01	1,18E-02	5,02E-01	4,18E-01	6,06E+00	-4,46E-01	-1,97E-02
HTP-c [CTUh]	1,21E-09	2,60E-11	9,63E-11	6,95E-12	1,11E-12	6,75E-12	2,99E-11	5,02E-11	-5,54E-11	-2,30E-12
HTP-nc [CTUh]	6,30E-08	1,00E-09	5,40E-09	1,34E-10	2,34E-11	3,81E-10	1,29E-09	4,65E-09	-8,43E-10	-3,78E-11
SQP [Pt]	3,68E+02	3,68E-01	1,36E+01	6,17E-03	2,80E-02	1,72E-01	0,00E+00	3,58E-01	-9,34E-01	-4,27E-02
Caption: PM = Particulate matter emissions; IR = Ionizing radiation, human health; ETF-fw = Eco-toxicity (freshwater); HTP-c = Human toxicity, cancer effects; HTP-nc = Human toxicity, non-cancer effects, SQP = Soil quality potential/ Land use related impacts										

8.1 Interpretation

The interpretation of the results has been carried out considering the assumptions and limitations declared in the EPD, both methodology- and data-related for a one year usage.

As with the mandatory environmental impact categories, the production phase is dominant in the contribution of the total lifespan of the additional environmental impact indicators. This is largely due to the production of the raw materials. A much smaller impact is coming from the thermal energy used to manufacture the Marmoleum product.

ENVIRONMENTAL PRODUCT DECLARATION



FLOORING SYSTEMS

Marmoleum sheet 2.0/2.5/3.2 mm
Resilient Linoleum Floor Covering

According to ISO 14025 and EN 15804

8.2 Disclaimers to the declaration of core and additional environmental impact indicators

According to the "ILCD Handbook: Recommendations for Life Cycle Impact Assessment in the European context" the recommended characterization models and associated characterization factors are classified according to their quality into three levels:

- Type 1 (recommended and satisfactory),
- Type 2 (recommended but in need of some improvements)
- Type 3 (recommended, but to be applied with caution).

Table 16: Classification of disclaimers to the declaration of core and additional environmental impact indicators

ILCD classification	Indicator	Disclaimer
ILCD Type 1	Global Warming Potential (GWP)	None
	Depletion potential of the stratospheric ozone layer (ODP)	None
	Potential incidence of disease due to PM emissions (PM)	None
ILCD Type 2	Acidification potential, Accumulated Exceedance (AP)	None
	Eutrophication potential, Fraction of nutrients reaching freshwater end compartment (EP-freshwater)	None
	Eutrophication potential, Fraction of nutrients reaching marine end compartment (EP-marine)	None
	Eutrophication potential, Accumulated Exceedance (EP-terrestrial)	None
	Formation potential of tropospheric ozone (POCP)	None
	Potential Human exposure efficiency relative to U235 (IRP)	1
ILCD Type 2	Abiotic depletion potential for non-fossil resources (ADP-minerals & metals)	2
	Abiotic depletion potential for fossil resources (ADP-fossil)	2
	Water (user)deprivation potential, deprivation-weighted water consumption (WDP)	2
	Potential Comparative Toxic Unit for ecosystems (ETP-fw)	2
	Potential Comparative Toxic Unit for humans HTP-c)	2
	Potential Comparative Toxic Unit for humans HTP-nc)	2
	Potential Soil quality index (SQP)	2
Disclaimer 1 – This impact category deals mainly with the eventual impact of low dose ionizing radiation on human health of the nuclear fuel cycle. It does not consider effects due to possible nuclear accidents, occupational exposure nor due to radioactive waste disposal in underground facilities. Potential ionizing radiation from the soil, from radon and from some construction materials is also not measured by this indicator		
Disclaimer 2 – The results of this environmental impact indicator shall be used with care as the uncertainties on these results are high or as there is limited experience with the indicator.		

ENVIRONMENTAL PRODUCT DECLARATION



FLOORING SYSTEMS

Marmoleum sheet 2.0/2.5/3.2 mm
Resilient Linoleum Floor Covering

According to ISO 14025 and EN 15804

9 References

GABI 10 2012	SPHERA AG; GaBi 10: Software-System and Database for Life Cycle Engineering. Copyright, TM. Stuttgart, Echterdingen, 1992-2017.
GABI 10 2012D	GaBi 10: Documentation of GaBi 10: Software-System and Database for Life Cycle Engineering. Copyright, TM. Stuttgart, Echterdingen, 1992-2017. http://documentation.gabi-software.com/
UL ENVIRONMENT	UL Environment's Program Operator Rules
PE 2012 ILCD Handbook: General guide for Life Cycle Assessment - Detailed guidance	Description of Selected Impact Categories, SPHERA AG, 2012 European Commission-Joint Research Centre - Institute for Environment and Sustainability: International Reference Life Cycle Data System (ILCD) Handbook-Recommendations for Life Cycle Impact Assessment in the European context. First edition November 2011. EUR 24571 EN. Luxemburg. Publications Office of the European Union; 2011
STANDARDS AND LAWS	
DIN EN ISO 14044	Environmental management - Life cycle assessment - Requirements and guidelines (ISO 14044:2006); German and English version EN ISO 14044
ISO 14025 2006	DIN EN ISO 14025: Environmental labels and declarations — Type III environmental declarations — Principles and procedures
ISO 14040 2006	Environmental management - Life cycle assessment - Principles and framework (ISO 14040); German and English version EN ISO 14040
CEN/TR 15941	Sustainability of construction works - Environmental product declarations - Methodology for selection and use of generic data; German version CEN/TR 15941
EN15804:2012+A2:2019+AC:2021	EN 15804: Sustainability of construction works — Environmental Product Declarations — Core rules for the product category of construction products
EN16810:2017	Resilient, textile and laminate floor coverings – Environmental product declarations – Product category rules
CPR	REGULATION (EU) No 305/2011 OF THE EUROPEAN PARLIAMENT AND OF THE COUNCIL of 9 March 2011 laying down harmonized conditions for the marketing of construction products and repealing Council Directive 89/106/EEC
ISO 24011	Resilient floor coverings - Specification for plain and decorative linoleum
EN-ISO 10874	Resilient, Textile and laminate floor coverings – Classification